

PROJECT GRAN VIA



ENSANCHE

CENTRAL AND ELEGANT

This property is located in the Gran Vía Marqués del Turia, 2 in Valencia, one of the main avenues of the city that consists of three Gran Vias that cross the whole city, being Marques del Turia the most elitist, also the property is located in an emblematic building of the city with panoramic views of the whole historic centre and the mountains, it is on the corner with the Avenida Reino de Valencia and Ruzafa street, which gives it an unbeatable location. The building also has a concierge service and a service lift.

The Ensanche neighbourhood, a very cosmopolitan neighbourhood and one of the best in Valencia, where you can find Michelin star restaurants, stately buildings, green areas, and all kinds of services.




INSPIRATION



MATERIALS

Herringbone natural wood floors (French Oak), Porcelanosa bathroom fittings and ceramics, floor to ceiling doors, terrace, ducted hot/cold air conditioning, wardrobe and kitchen in lacquered wood. Wall cladding on façades and triple chamber exterior carpentry ensuring maximum insulation.



FIXTURES



INTEGRATED LED STRIPS

Always recessed for indirect lighting as well as for curtains and recessed concave downlights, never more than 3000K

MECHANISMS AND CRANKS

In white or anthracite as accent

INTERIOR CARPENTRY

Matt white lacquered, flush doors without frames, cupboards with groove.



N.Team

KITCHEN

hönnun



VERSION OFF WHITE MODEL C180 WITH DISPLAY UNITS C130

An exclusive made-to-measure kitchen of lacquered wood in minimalist style open to the living room, Honnun brand in off-white with porcelain Inalco worktop, with contrasting cupboard with glass doors in anthracite, integrated appliances from Siemens and Pando extractor hood. Pendant lights by Faro Barcelona. Model fully integrated into the ceiling

Display cabinets - c130 Plus TITANIUM, with glass Reflex Smoke.

Worktop INALCO- Porcelain MASSTECH Touche 12mm Super White with Natural Grey. The surfaces have continuous and long-lasting antibacterial activity, which not only destroys and prevents the spread of germs but also prevents the growth of bacteria, fungi, viruses and protozoa.

KITCHEN

hönnun

SEAMLESS OPENING AND
LASER PRECISION



OPENING WITH STRAIGHT RIM

The handle-less opening and the purity of lines are combined down to the smallest detail to achieve an elegant and contemporary visual effect.

The opening system of this model consists of a straight aluminium profile rim, integrated into the unit, and a 45° bevelled edge on the doors and drawer fronts.



LASER EDGE TECHNOLOGY

The doors of cabinets and drawers are manufactured with the new laser edge technology that generates a single piece without joints on the edge of the same, thus achieving a more durable finish and a cleaner aesthetic.

This technology guarantees the quality and resistance of the furniture.

KITCHEN - WORKTOP AND BREAKFAST BAR



PORCELAIN MASSTECH TOUCHE
12MM SUPER WHITE WITH NATURAL
GREY.

ONE PIECE COVERING THE WHOLE WORK SURFACE.
CONTINUING TO THE FLOOR ON BOTH SIDES AND
SEAMLESSLY CREATING A BREAKFAST BAR FOR TWO

ANTIBACTERIAL- The surfaces have continuous and long-
lasting antibacterial activity, which not only destroys and
prevents the spread of germs but also prevents the
growth of bacteria, fungi, viruses and protozoa.

TIMELESS DESIGN AESTHETIC - Surface inspired by the
classic high value marbles where subtle veins are
elegantly drawn on a white background in its purest state.



KITCHEN APPLIANCES



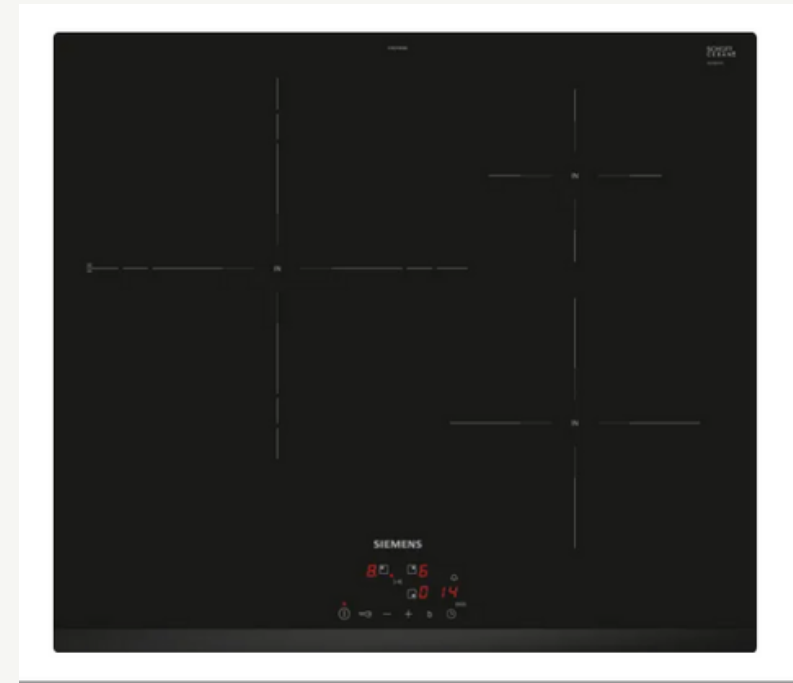
SIEMENS

OVEN - MODEL IQ500
OVEN 60 X 60 CM
STAINLESS STEEL




SIEMENS

DISHWASHER - MODEL IQ300
FULLY INTEGRATED
DISHWASHER 60 CM SLIDING
DOOR



SIEMENS

INDUCTION COOKTOP
- MODEL IQ300 60 CM
INDUCTION HOB BLACK,
WITHOUT EDGES



KITCHEN APPLIANCES



EXTRACTOR FAN - MODEL E297 ECO PLUS CRISTAL WHITE

► ÍNDICE / Campanas de Techo

E-297 Inox - Cristal blanco o Negro
Stainless Steel - White glass or Black glass

95 120 cm | ECO PLUS | ADS All Direction System | AIR Clean 5h | Pando LED | Touch | Last TIME | Filters ALU | Filters Auto. | SIA Safety | 140 170 cm | RAL

Modelos / Models | Esquemas medidas / Technical Drawings

Inox / Stainless Steel

Interior / Interior S.E.C. System®

Front. (cm)	Motor	Ø tubo	Clas. Ener.	Ref.
95	V.1130 eco PLUS	Ø150	A+	009800.A
120	V.1130 eco PLUS	Ø150	A+	010098

Intermedio exterior / Duct-in-line motor

95	V.1550 eco	Ø150	A+	009836
	V.2450 eco	Ø200	A+	009837
120	V.1550 eco	Ø150	A+	010067
	V.2450 eco	Ø200	A+	010068

Motor exterior a muro / Remote motor - Wall Outdoor

95	V.1300 eco	Ø150	A+	010423
120	V.1300 eco	Ø150	A+	010425

Motor de tejado / Remote motor -Roof Outdoor



FRIDGE - MODEL IQ500 BUILT-IN COMBI FRIDGE FREEZER 193.5 X 70.8 CM SOFTCLOSE WITH FIXED DOOR



KITCHEN FIXTURES

F A R O
BARCELONA

LIGHTING - 2
SUSPENSION
LAMPS BY
FARO
BARCELONA



FRANKE



SINK - MODEL CUBETA MARIS
MRX 210-50

TAP MODEL - FLEX CHROME
STILLO



stillo
LA TUA ESSENZA

HEATING AND COOLING

HOT WATER

ARISTON VELIS WI-FI - SMART THERMO ELECTRIC BOILER, CONTROL VIA PHONE APP. DOUBLE DEPOSIT FOR INSTANT HOT WATER.



 **ARISTON**
Hogar del confort sostenible

AIR-CONDITIONING

HOT AND COLD CENTRAL AIR CONDITIONING BY MITSUBISHI ELECTRIC IN ALL SPACES



 **MITSUBISHI
ELECTRIC**

Herringbone Collection CHEVRON,
Section 710 xx 122 x 15/4mm +MD 80x15mm +MD 80x15mm skirting board



FLOORING

- Oak two-layer plywood flooring with eucalyptus/contracarbon plywood base
birch
- Texture: medium brushed
- Finish: laquared extra matt
invisible varnish
- Classification: AB select
- Anchoring system t&g microbevel
4:0,02mm

SUPPLIER:



BATHROOMS


PORCELANOSA TEXTURED TILED BATHROOM IN BEIGE WITH BEIGE WITH MATT BLACK TAPS.

OLD NATURAL
PORCELANOSA



SLENDER CIRCULAR THIN EDGE
WASHBASIN MATT WHITE

Slender

LAV. SLENDER BORDE F. CIRCULAR BL MATE 100255721 



3D TILED BATHROOM IN
WHITE WITH INOX TAPS AND
PORCELANOSA SANITARY
WARE.

nk
PORCELANOSA Grupo



BATHROOMS

nk
PORCELANOSA Grupo



Acro Compact

SET INO. ACRO COMPACT CIST. ENT. INF. MT 100313084 [v](#)



Acro Compact I-Smart

SET IND SUSP ASI ELECT ACRO COMPACT 100278528 [v](#)

EXTERIOR CARPENTRY



The exterior carpentry of PVC with top quality windows to ensure that the comfort and quality of life in the home can be increased, as they insulate excellently from the outside conditions of cold-heat and above all from the mundane noise of the city. In addition, there are integrated venetian blinds for sun and glare protection if required.

PROVIDOR:

 **FINSTRAL**

INTERIOR CARPENTRY



FLUSH DOORS
FRAMELESS



SX183 CASCADE

L 200 x H 7,5 x A 1,3 cm - Duropolymer®
También disponible en flex

Este zócalo multifuncional con la parte superior redondeada ofrece infinitas posibilidades. Junto con los otros miembros de la familia CASCADE, darás fácilmente un aspecto uniforme a toda la estancia.



SKIRTING BOARD WITH INTEGRATED
CABLE SPACE

INTERIOR CARPENTRY



SMOKED GLASS AND SILVER STEEL
SLIDING DOORS - MASTER BATHROOM



SMOKED GLASS AND BLACK STEEL
ENTRANCE HALL WARDROBE

INTERIOR CARPENTRY

MADE TO MEASURE BY A CARPENTER.
WHITE LACQUERED WOOD WITH GREY
AND BROWN INTERIORS



LIGHTING AND FIXTURES



SWITCH MECANISMS JUNE

DEPENDING ON THE ROOM,
IN WHITE OR ANTHRACITE.



LIGHTING

Spatial continuity and discretion in
architectural lighting, built in in all key
spaces, next to wardrobes and
throughout the rooms.

AREAS

