



| | | |
|--|--|--|
|  EUROPEAN PROPERTY AWARDS REAL ESTATE |  EUROPEAN PROPERTY AWARDS REAL ESTATE |  EUROPEAN PROPERTY AWARDS REAL ESTATE |
| LAUFEN | LAUFEN | LAUFEN |
| ★★★★★ BEST REAL ESTATE AGENCY OVER 20 OFFICES SPAIN Lucas Fox | ★★★★★ BEST REAL ESTATE AGENCY SINGLE OFFICE ANDORRA Andorra Lucas Fox Andorra | AWARD WINNER REAL ESTATE AGENCY MARKETING SPAIN Lucas Fox |
| 2023-2024 | 2023-2024 | 2023-2024 |



BRIGHT BAY

WATER FRONT VILLAS

Building Specifications

A BRIGHT LIFE



Table of Contents

A guide to Brightbay's building specifications.

FOUNDATIONS AND STRUCTURE / CLADDING / INTERIOR PARTITIONING
PAGE 5

CEILING / INTERIOR CLADDING
PAGE 7

FLOORING
PAGE 9

JOINERY
PAGE 11

SANITARY WARE AND FITTINGS
PAGES 13-17

FACILITIES
PAGE 19

KITCHENS / HOUSING DEVELOPMENT
PAGE 21



• Foundations and structure.

• FOUNDATIONS.

Reinforced concrete foundations as per the results of the geotechnical study, respecting current regulations and the TBC (Technical Building Code).

• STRUCTURE.

Forjados reticulares y losas macizas de hormigón armado. Pilares de sección variable de hormigón armado y metálicos.



• Cladding.

• EXTERIOR WALLS.

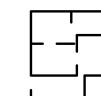
Façade wall formed by a sheet of ceramic brick, air chamber, rock wool thermal insulation and gypsum plasterboard lining.

• CLADDING.

Cement mortar rendering, colour to be determined by the CM (Construction Management). Stone/porcelain tiling or similar on façades.

• ROOFS.

Flat walkways prepared for flooring with non-slip porcelain tiles, 90 x 90 cm format, water-proofed and thermally insulated as per regulations.



• Interior partitioning.

INTERIOR DIVISIONS IN THE HOUSES.

Dry partitioning formed by gypsum plaster boards on metallic structure and interior rock wool insulation.




• Ceilings.

- **INTERIOR.** False ceiling of laminated plasterboard under metal structure throughout the property.
- **EXTERIOR.** Continuous false ceiling for exteriors with Aquapanel cement board or similar.



• Interior cladding.


- **TILED.**
Porcelain tile cladding, 60 x 120 format, on walls in shower area.
- **PAINTED.**
White washable emulsion paint on walls and ceilings. Including bathroom walls which are not tiled.



CERAMIC
CLADDING

ACRON IVORY
40 X120





STAIR TREADS

STAIR TREADS
ROUNDED EDGE
30X90 NPLUS

STRAIGHT RISER
20X90



• Flooring.

• HOUSES:


Porcelain tile flooring, 90 x 90 format, in interiors and non-slip in exteriors.

• COMMON AREAS:

Roadway made from printed concrete paving/concrete or asphalt pavement of the CM's choice.

Non-slip porcelain stoneware flooring in utility rooms.


2.5 x 2.5 cm stoneware tiling in tones to be decided by the CM around the swimming pools.



FLOOR CERAMIC INTERIOR

ACRON IVORY
90X90 NPLUS

ACRON IVORY
90X90 C3



FLOOR CERAMIC EXTERIOR

ACRON IVORY
90X90 C3





• Joinery.

EXTERIOR.

Cortizo brand or similar aluminium joinery, hinged and sliding. Finished in colour to be defined by CM. Windows with thermal break and double glazing with air chamber.

INTERIOR.

Security entrance door to the house, in waterproofed MDF. Fittings in colour to be defined by CM. Concealed hinges and peephole, handle on the inside and handle on the outside.

Interior door, in MDF, lacquered in white. Coloured fittings to be determined by CM.

Concealed hinges and handles with interior lock in bathrooms.

Wardrobes with MDF lacquered hinged/sliding doors. Opening with handles and hinges.

Interior lining in grey melamine or similar. Include hanging rails, drawer units with roll-back drawer runners.



• Sanitary ware and fittings.

SANITARY WARE.

Seamless shower trays made of resin.

Wall-hung Duravit model D-Neo toilet or similar with concealed cistern and dual flush push button.

Modular unit in graphite colour with worktop and integrated washbasin in solid surface or similar.

Mirror in bathrooms.

TAPS AND ACCESSORIES.

Washbasin. Single lever mixer with high spout over countertop - Hansgrohe or similar. Matt black finish.

Built-in shower in main bathroom: Hansgrohe or similar. Matt black finish.

External shower in secondary bathrooms: Hansgrohe or similar. Matt black finish.

Shower screen.

FURNITURE FINISHES FOR 80 CM WIDTH



WHITE



PEARL



GRAPHITE



ROCA



WOOD ROBLE KANSAS



WOOD ROBLE DAKOTA



WOOD ROBLE ALASKA

UNIBANO UNLIMITED INSPIRATION



**BATHROOM
FITTINGS**


WASH BASINS
MATT BLACK
REBRISE



BUILT-IN SHOWERS
VERNIS SHAPE B/N
MATT BLACK PARDE



BUILT-IN SHOWERS
VERNIS 230 MM



EXTERNAL SHOWERS
VERNIS BLEND
MATT BLACK
SHOWER HOSE



BUILT-IT SHOWERS
MATT BLACK
SHOWER SET



BUILT-IT SHOWERS
MATT BLACK ELBOW SOCKET






**SEAMLESS
SHOWER TRAY.**

MADE OF RESIN, FINISHED
TO MATCH THE GENERAL
FLOORING. MOD.
ACRON IVORY BY
ZENON-CIFRE

zenon
smart solid surface

**SUSPENDED
TOILET**


D-NEO
WC BOWL
SOFT SEAT



TECE NOW
MATT BLACK



MODULE
1120 WC



SOUNDPROOFING
WC



• Fittings.

PLUMBING AND DRAINAGE.

Water distribution network with polypropylene pipes with ArmaFlex or similar thermal insulation.

Domestic hot water production by high-efficiency aerothermal energy with heat pump and DHW storage tank.

House plumbing with soundproof piping.

VENTILATION.

Mechanical ventilation system in kitchens, bathrooms and toilets as per the technical code.

AIR CONDITIONING.

Air conditioning of rooms with VRV (Variable Refrigerant Volume) system, internal duct units and supply and return linear diffusers in false ceiling cavities.

ELECTRICITY/TELECOMMUNICATIONS.

Electrical installation as per the Low Voltage Technical regulations (REBT in its Spanish acronym) with a high degree of electrification.

Telecommunications installation with TV, telephone and data sockets as per regulations.

Niessen or similar brand mechanisms.

Photovoltaic installation for the supply of energy from renewable sources.

LIGHTING.

LED luminaires in outdoor configuration according to project design.



• Kitchens.

FORNITURE.

Base and wall units with straight-lined, minimalist lacquered/laminate doors.

WORKTOPS.

Porcelain stone worktop or similar colour to be determined by CM.

UTILITY ROOMS.

Bosch or similar brand washing machine and tumble dryer column composition.

DOMESTIC APPLIANCES.

60 cm, built-in induction hob, combi fridge/freezer, stainless steel multifunction oven, built-in microwave and Bosch or similar brand dishwasher.

Bosch or similar ceiling extractor fan.

50 cm, stainless steel single-basin sink and high spout pull-out taps.



• Housing development.

SERVICES.

Communal garden areas with artificial grass, native species and timer-controlled irrigation system in prefabricated planters. The retaining walls and exterior enclosure will be coated with cement mortar and exterior paint.

FACILITIES.

Personalised, stainless-steel, video door entry system for access from public roads.

Timer-controlled lighting in communal areas.

Motorised garage entrance door and remote-controlled opening.



Confidavills-0
02/ Lucas Fox

Building Specifications

BRIGHTBAY
WATER FRONT VILLAS



LUCAS FOX
MÁLAGA

(+34) 952 643 015
malaga@lucasfox.es
www.lucasfox.com