




LUCAS FOX
Exceptional Properties.
Exclusive locations.



EUROPEAN PROPERTY AWARDS
REAL ESTATE
In association with
The Telegraph
★★★★★
BEST REAL ESTATE AGENT (UK)
Group The Metropolitan Properties
2016-2017


EUROPEAN PROPERTY AWARDS
REAL ESTATE
In association with
The Telegraph
★★★★★
BEST REAL ESTATE AGENT (UK)
Group The Metropolitan Properties
2017-2018


EUROPEAN PROPERTY AWARDS
REAL ESTATE
In association with
SALICE
★★★★★
BEST REAL ESTATE AGENT (UK)
Group The Metropolitan Properties
2018-2019

SIERRA BLANCA

TOWER



INFORMATIVE QUALITY SPECIFICATIONS

- 01 Foundation and structure
- 02 Facade
- 03 Roofs
- 04 Exterior carpentry
- 05 Internal carpentry
- 06 Partitions and insulation
- 07 Floor and wall tiles
- 08 Bathrooms
- 09 Kitchens
- 10 False ceilings and painting
- 11 Electricity, TV and telephone
- 12 HVAC
- 13 Leisure and wellness
- 14 Spa
- 15 Pool and gym
- 16 Playrooms
- 17 Social club
- 18 Garage
- 19 Energy rating

index

01/ Foundation and structure

The foundation and structure are based on a geotechnical study of the land as well as the Technical Building Code.

02/ Facade

Ventilated interior facade with extruded aluminum panels. Balcony handrails and eaves with solid surface panels mechanically anchored to the floors.

03/ Roofs

The roofs are used exclusively for maintenance facilities.
Flat roofs: waterproofing insulation.

04/ Exterior carpentry

Anodized aluminum frames with heat channel breakage, sliding doors as well as windows as well as windows, with a pull and tilt mechanism. The double-glazed windows are impact resistant and soundproofed. Equipped with state-of-the-art solar control films on the most sun-exposed façades.





05/ Internal carpentry

Interior floor-to-ceiling doors veneered in stained oak wood. Entry doors are armored wood, with a bleached oak wood finish in communal areas, and with a stained oak veneer towards the interior of the house. Lacquered steel frames. High security multipoint lock. Safety bolts and reinforced lock, both adjustable.

Modular wardrobes with drop-leaf, floor-to-ceiling panels, veneered in oak wood to match doors. The interior is made of high-pressure laminate with hanging rails, shelves, drawers as well as shoe racks, depending on model. Hidden hinges with 180o soft close system. Floor-to-ceiling covered in oak veneered MDF.

06/ Partitions and insulation

Interior layout of drywall with galvanized steel profile, 2 plasterboard plates on both sides and semi-rigid mineral rock wool panel.

In wet rooms, bathrooms or kitchens, a waterproof plate will be fitted on the side of the tiling along with a semi-rigid mineral wool panel.


Partitions between households as well as communal areas use sound-proof brick partition walls, along with galvanized steel frames and semi-rigid mineral rock wool panel on both sides.

07/ Floor and wall tiles


The interior flooring is rectified porcelain stoneware from the world's leading brands.

On exterior terraces, the flooring is non-slip rectified porcelain stoneware.

Interior Flooring



Exterior Flooring





RAL 9010

07.1/ Floor and wall tiles

Household floor

Class A1 Rectified porcelain stoneware
C1 Mod. Soapstone matte white by TAU
Size: 120x60cm

Same material for Skirting on walls with paint coated 1x1cm
aluminum frame.
Size: h=15cm

Floor kitchen/laundry room/bathrooms/toilets

Class C2 Rectified porcelain stoneware
C1 Mod. Soapstone matte white by TAU
Size: 120x60cm

Same material for Skirting on walls with paint coated 1x1cm
aluminium frame.

Non-slip floor for balcony exteriors off plan

Load distribution layer flush with the house
Class C3_ exteriors Porcelain
Mod. Soapstone matte white by TAU Size: 120x60cm
Thickness 20mm

House paint coating

High quality paint on vertical walls, standard washable matte in
white or pigmented
Color: white RAL 9010

08/ Bathrooms

Includes:

Villeroy&Boch wall-mounted WC.

Washbasin with stainless steel wall-mounted Hansgrohe faucet.

Concealed shower tray built into the floor with 2-way faucet and wall-mounted shower head.

Villeroy&Boch acrylic bathtub with way single-lever mixer for rim-mounted bathtubs.





08.1/ Bathrooms

Backlit mirror

LED rear lit 120led/m

Wall-mounted single-lever basin faucet

Mod. Metropol Hansgrohe

Size: 225m (projected)

Color: chrome

Countertop washbasin

Mod. Artis de Villeroy&Boch

Valve type Push - open

Size: Ø43cm

Color: white

Towel rail

Size (An. x Al. x Pr): 470 x 20 x 90 mm

Coat: Chrome

Solid Surface Krion continuous countertop washbasin unit

Mod: countertop KRION. Built-in MDF board cabinet veneered on both sides (int. melamine, ext. stained oak wood, matte varnished) with built-in drawers, interior distribution and towel rail.

Size: DEPENDING ON HOME TYPE

Pedestal washbasin

Mod. Anturio by Nokone

Size: Ø 38cm Altura:85cm

Material: Natural Capri Marble Limestone

Wall-mounted single-lever basin faucet for pedestal basin

Color: chrome

08.2/ Bathrooms

Wall-mounted shower head

Mod. Raindance E Hansgrohe

Size: 300x300 mm

Color: chrome



Hand shower

Mod. Rainaffinity by Hansgrohe

Color: chrome



2-way shower head

Wall-mounted single-lever mixer with automatic diverter Mod.

Metropol by Hansgrohe

Color: chrome



Sliding/hinged glass door partition

Floor to ceiling h=240cm

8mm transparent tempered safety glass

Chrome fittings and handle

Chrome brushed stainless steel

Shower tray under flooring covered with porcelain stoneware

Material: Polyurethane

Lamiband 200 wall waterproofing perimeter sheet

Mod. Shower Deck, Revestech Level





08.3/ Bathrooms

Acrylic bathtub (2D Homes) includes skirting and cover depending on home type

Mod. Arquitectura by Villeroy & Boch

Size: 1500x700 x485mm

Color: White

Bathtub faucet + single-lever hand shower

Way single-lever mixer for rim-mounted bathtubs with flat handle

Mod. Metropol by Hansgrohe

Color: Chrome

Acrylic bathtub Quary® (3D and 4D Homes) includes skirting and cover depending on house type

Mod. Oberon by Villeroy & Boch

Size: 1800x800 x495mm

Color: White

Quaryl® acrylic free-standing bathtub (4D1 and 4D2 homes and Penthouses)

Mod. Aveo by Villeroy & Boch

Including skirting in same material and color as well as standing faucet

Size: 1900 x 950 x 500mm

Color: White

08.4/ Bathrooms

Wall-mounted glazed WC with horizontal connection

Mod. Subway 2.0 Direct flush by Villeroy&Boch
 Seat Softclosing by Villeroy&Boch
 Size: 370 x 560mm
 Color: White

Concealed cistern with front push button with double discharge

Wall-mounted cistern push-button
 Color: brushed stainless steel



08.5 / Bathrooms

Wall cladding opposite washbasin and around shower and bathtub in WC and secondary bathroom_Homes 1D, 2D, 3D1, 3D1', 3D2, 3D2', 4D4

Rectified porcelain stoneware
Mod. Matte white soapstone by TAU
Size: 120x60cm arranged horizontally

Wall tiling for skirting and bath cover Homes 2D, 3D3, 4D1,4D2

Large format rectified porcelain stoneware for skirting and bathtub cover
Mod Soapstone white matte by TAU
Size: adjusted to work size in a single piece

Wall cladding in main bathroom Homes 1D,2D, 3D1,3D2, and shower environment in secondary bathrooms Homes 3D1, 3D2, as well as in secondary bathrooms of Homes 3D2 in bathtub surroundings and in Homes 3D3, 4D1 and 4D2:

Large format rectified porcelain stoneware
Mod. Soapstone matte white by TAU
Size: 120x60cm arranged horizontally
Color: faux marble in light tones

Cladding Bathtub skirting in main bathroom 3D1, bathtub surroundings and washbasin opposite toilets as well as secondary bathrooms Homes 3D3, 4D1 and 4D2:

Large format rectified porcelain stoneware
Mod. Marble Look Altissimo Brillo by Marazzi
Size 120x278cm arranged vertically
Color: faux marble in light tones



Note: Certain vertical walls in secondary bathrooms and toilets have a paint finish: front toilet, front entry door:

Faux stucco paint, standard washable matte in white or pigmented, on vertical walls
Color: white RAL 9010

RAL 9010



09/ Kitchens

Walls coated with washable matte stucco imitation paint. The top and back will be made of sintered stone.

Kitchen furniture will have different finishings depending on the type of home; all lacquers, woods, laminates with wood texture, will be by ASTER.

Blum hinges.

Drawers with soft closing systems.

Kitchen appliances: Refrigerator, pyrolytic oven, induction ceramic hob, microwave, dishwasher, front-loading washing machine and MIELE brand dryer.

Homes 4D3, 4D4, 4D2, 4D1, include a MIELE brand wine cooler.


Kitchen backsplash cladding

Continuous with countertop

Sintered Stone Cladding

Size: Large

Marbled white DEKETON BY COSENTINO model



10/ False ceiling and painting

False ceilings made of plasterboard, and accessible where required.
Alcoves house lighting and blinds.

The walls and ceilings are finished in washable smooth matte plastic paint.

10.1/ False ceilings homes

Ceiling in wet areas

Continuous false ceiling of water-repellent laminated plasterboard panels.

3x3 cm preformed perimeter alcove flush with vertical walls.

Alcoves with footlight in main shower pane.

Includes LED strip lighting in footlight in the shower area as well as recessed spotlights.

Ceiling in halls and foyers

Continuous false ceiling made of Cortinero laminated plasterboard.

Preformed perimeter alcove 3x3 cm flush with vertical walls.

15x15cm alcoves with footlight in central area of the room.

Includes LED strip lighting in footlight.

Standard washable matte smooth plastic paint finish
RAL 9010 white.

Ceiling in bedrooms

Continuous false ceiling made of Cortinero laminated plasterboard.

3x3 cm preformed perimeter alcove flush with vertical walls.

15x15cm alcoves with footlight in central area of the room.

Includes LED strip lighting in footlight.

Standard washable matte smooth plastic paint finish
RAL 9010 white.

Recessed spotlights

In dressing rooms, corridors, bathrooms, kitchens, WCs, laundry rooms.





11/ Electricity, TV and telephone

KNX home automation system with:

Touchscreens.

Water and smoke detectors in bathrooms and kitchens.

Lighting and blinds control.

Underfloor heating and air conditioning temperature control.

Video intercom.



12/ HVAC Systems

Air conditioning via aerothermal heat pump. Adjusting and control system by rooms. KNX-type thermostats in all rooms with home automation.

Underfloor heating. Control embedded in KNX home automation system. Water for heating is provided by an aerothermal heat pump.

13/ Leisure and wellness

The solarium, parquet in technological wood, and the infinity pool, equipped with a saline electrolysis purification system, is found on the 21st floor and has amazing views over the Mediterranean Sea.

You can also relax at the exclusive pool bar while enjoying the sea breeze.



Lay back and relax



14/ Spa

The Spa is designed as an oasis, with spaces to enjoy the tranquility. It has a relaxing swimming pool, it is also equipped with:

- Sauna
- Tropical shower
- Mist shower
- Hot stone
- Steam bath
- Ice fountain



15/ Pool and gym

On the second floor you can find a heated indoor pool purified by saline electrolysis, as well as a complete TECHNOGYM MODEL HIGH RANGE ARTIS gym with sea views. Gym equipment with sea views.



Take care of yourself



16/ Playrooms

A space for the imagination, dedicated to the little ones, where they can play and develop their social and psychomotor skills.



It has large windows, natural light and space to have fun and organize small children's events.

17/ Social club

On the second floor, which is exclusively for communal spaces, you will find a large lounge where you can spend quality time together.

Cozy and welcoming spots for meetings and private events or for get togethers with your neighbors.

Natural light and extensive connectivity will create the best ambiance to develop or complement your projects.





18/ Garage

Minimum parking space size: 2.50 m x 5.00 m

Continuous epoxy resin flooring.

Fire sprinklers.

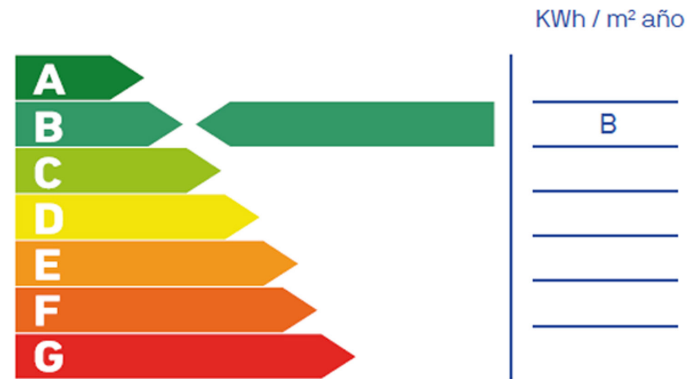
Parking spaces and exits clearly indicated.

Charging point for electrical vehicles subject to availability.


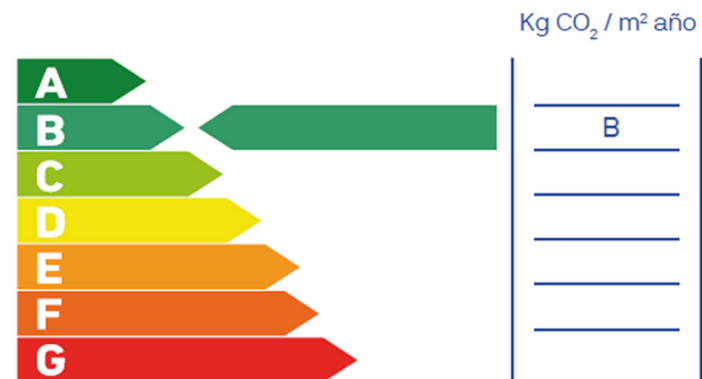
19/ Energy rating

Our building solutions optimize energy consumption. We use the latest technology in air conditioning and air quality systems. We also use environmentally friendly sanitary appliances with very low energy consumption and we opt for LED lighting systems that guarantee durability as well as efficiency.

Non-renewable primary energy consumption



Carbon dioxide emissions





T: (+ 34) 952 643 015
E: malaga@lucasfox.es
www.lucasfox.com